

# PRESA DI FORZA A COMANDO PNEUMATICO

## PNEUMATIC CLUTCH POWER TAKE-OFF

**CODICE PTO**  
PTO CODE

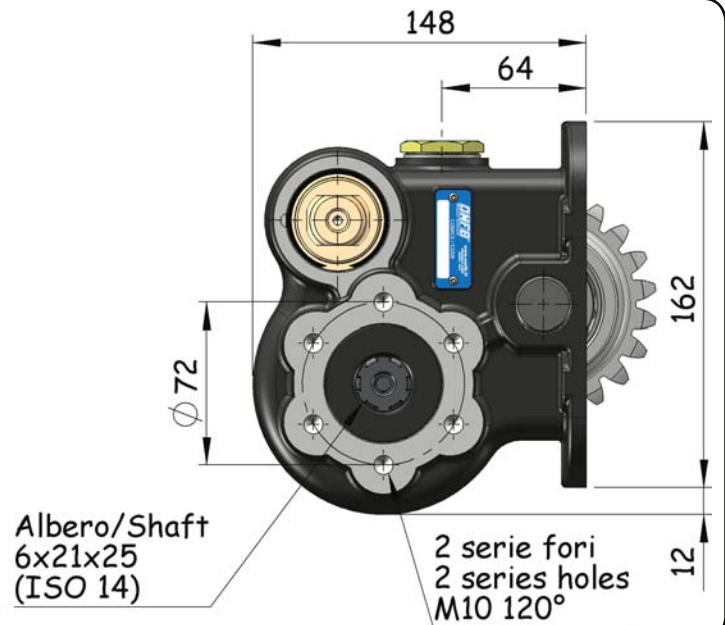
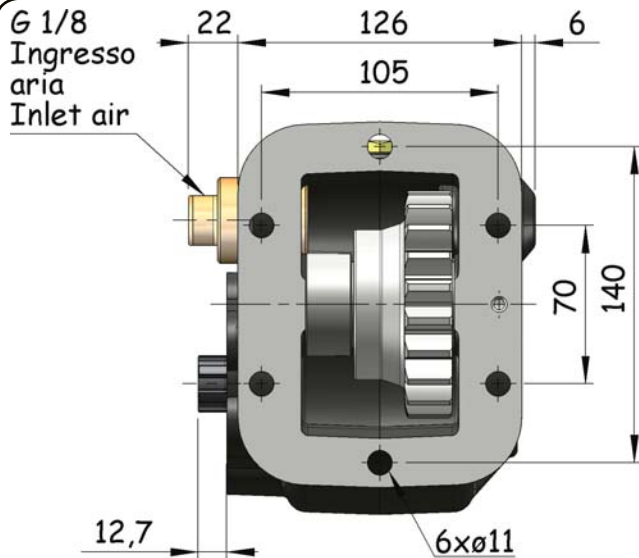
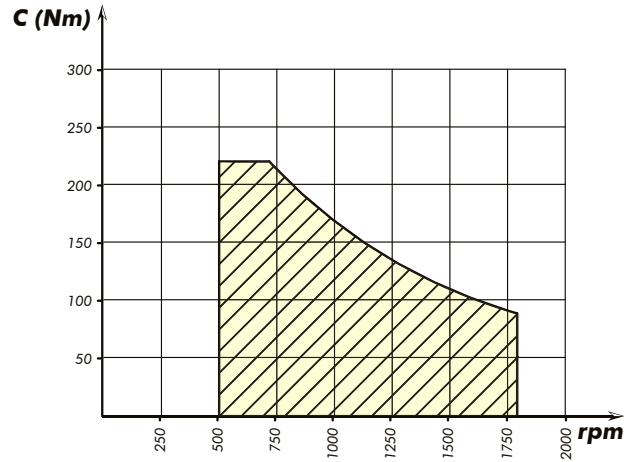
**86-51**

**CAMBIO**  
GEARBOX

**ZIL**



### DIAGRAMMA DI UTILIZZO WORKING CONDITION



Tipo cambio Gearbox	Codice PTO PTO code	Versione Version	Giri pto a 1000 giri motore Pto ratio@1000 eng.rpm	Coppia massima Max torque	Lato montaggio Mounting side	Uscita Output	Rotazione Rotation	Kit di montaggio Mounting kit	Peso Weight
			rpm	Nm					Kg
ZIL 130	86-51-8135	813	625	220	Dx Right	Post. Rear	Ant. Acw	154-2-3161	
ZIL 5301			717						